

BeingAfrican, LLC Curriculum

Lesson 5: Musha-Homestead

Objective

- 1. To understand and visualize the outlook of a basic village homestead**
-

Table of content

Musha Homestead elements

1. Imba-hut
2. Kicheni-Kitchen
 - a. Zvemukicheni-Kitchen items
3. Bhavha-Bathroom
4. Chimbuzi-Toilet
5. Musika-garden vegetable
6. Gadheni-vegetable garden


Imba-hut



KICHENI-KITCHEN







Choto-Cooking area

	<p>Choto</p> <p>Moto</p> <p>Poto</p> <p>Huni</p>	<p>Cooking area</p> <p>Fire</p> <p>Pot</p> <p>Firewood</p>
---	--	--

Zvemukicheni-Kitchen Items

			
Komichi	Poto	Mugwaku	Ndiro-plate
Cup	Pot	Wooden spoon	Ndiro-plates

			
`Banga-knife	Machira	Chirongo	Mugoti
Mapanga-Knives	Table cloths	Clay pot for water	Flat wooden spoon

			
<p>Tafura</p>	<p>Chigaro</p>	<p>Dara</p>	<p>Makabati`</p>
<p>Table</p>	<p>Chair</p>	<p>Drying rack</p>	<p>Cabinets</p>

Bathroom-Bhavha

			
<p style="text-align: center;">Chimbuzi chepanze</p>	<p style="text-align: center;">Dhishi</p>	<p style="text-align: center;">Matauro, sipo, mafuta</p>	<p style="text-align: center;">Tabhu, matoyi</p>
<p style="text-align: center;">Outdoor Toilet</p>	<p style="text-align: center;">Dish or wash-basin</p>	<p style="text-align: center;">Towels, soap, lotion</p>	<p style="text-align: center;">Bath-tub, toys</p>

Musika-Vegetable market



Munda-Vegetable garden



Subsistence farming