

BeingAfrican, LLC Curriculum

Lesson 4: Daily activities-Dressing/Kupfeka





Objective


1. To visualize and understand the different types of dressing


Kupfeka kwe mazuva ose. Daily dress up routine

Tarira mifananidzo inotevera. Look at the following illustrations

	Hembe Hembe dziri pamahen'a	Clothes Hung clothes
	Nguwani Nguwani Nguwani dzakaturikana	Hat Hats Stacked hats

	<p>Bhurukwa</p> <p>Mabhurukwa</p> <p>Mabhurukwa akapetwa</p>	<p>Trouser</p> <p>Trousers</p> <p>Folded trousers</p>
	<p>Shati</p> <p>Mashati</p> <p>Mahen'a</p>	<p>Shirt</p> <p>Shirt</p> <p>Hangers</p>
	<p>Bhande</p> <p>Mabhande</p>	<p>Belt</p> <p>Belts</p>
	<p>Rokwe</p> <p>Marokwe</p>	<p>Dress</p> <p>Dresses</p>

	<p>Mhete</p>	<p>Ring</p>
---	--------------	-------------

	<p>Mhete dzemunzeve</p>	<p>Earrings</p>
---	-------------------------	-----------------

	<p>Shangu</p> <p>Shangu</p>	<p>Shoe</p> <p>Shoes</p>
---	-----------------------------	--------------------------