

BeingAfrican, LLC Curriculum

Lesson 4: Daily activities-Dressing/Kuvala


Objective


- 1. To visualize and understand the different types of dressing**


Zovala za tsiku ndi tsiku. Daily dress up routine

Onani zitsanzo zotsatila izi. Look at the following illustrations

	Zovala Pachika Zovala	Clothes Hung clothes
	Chipewa/Chisoti Zipewa/Zisoti Zipewa/Zisoti zozadza	Hat Hats Stacked hats


	<p>Buluku</p> <p>Mabuluku</p> <p>Mabuluku okwinyika</p>	<p>Trouser</p> <p>Trousers</p> <p>Folded trousers</p>
---	---	---


	<p>Shati</p> <p>Mashati</p> <p>Mahang'ala</p>	<p>Shirt</p> <p>Shirt</p> <p>Hangers</p>
---	---	--

	<p>Lamba</p> <p>Malamba</p>	<p>Belt</p> <p>Belts</p>
--	-----------------------------	--------------------------

	<p>Delesi</p> <p>Madelesi</p>	<p>Dress</p> <p>Dresses</p>
---	-------------------------------	-----------------------------

	<p>Mphete</p>	<p>Ring</p>
---	---------------	-------------

	<p>Ndolo</p>	<p>Earrings</p>
---	--------------	-----------------

	<p>Nsapato</p> <p>Nsapato</p>	<p>Shoe</p> <p>Shoes</p>
---	-------------------------------	--------------------------